

WIRE SCREEN ORDER GUIDE

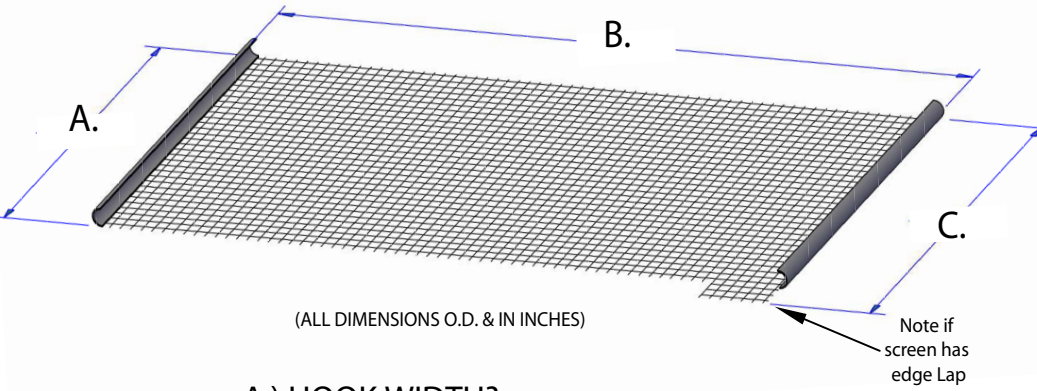
DATE: _____

 Measure your screen or deck to fill out this form.
 email to sales@cuttingedgesupply.com or fax to (909) 825-4699


Company: _____

Phone Number: _____

Email: _____


HOOK DIRECTION?

 U/UC 

 D/DC 

 U/DC 

LAP? A.) HOOK WIDTH? _____

 Yes B.) TOTAL LENGTH? _____

 No C.) SCREEN WIDTH LAP? _____

HOOK TYPE
 (Select From Below)

SHROUD?

 Yes

 No
EXAMPLE OPENING & DIAMETER COMBINATIONS

Opening	Dia.	Open area
1/8" with	0.080"	= 37.20%
3/16" with	0.080"	= 49.40%
1/4" with	0.105"	= 49.60%
1/4" with	0.120"	= 45.60%
5/16" with	0.135"	= 48.80%
3/8" with	0.135"	= 54.10%
3/8" with	0.148"	= 51.40%
7/16" with	0.148"	= 55.80%
1/2" with	0.162"	= 57.10%
1/2" with	0.192"	= 52.50%
9/16" with	0.192"	= 55.00%
5/8" with	0.177"	= 60.70%
5/8" with	0.192"	= 58.50%
3/4" with	0.207"	= 61.40%
3/4" with	0.250"	= 56.30%
7/8" with	0.250"	= 60.50%
1" with	0.250"	= 64.00%
1" with	0.313"	= 58.00%
1 1/8" with	0.250"	= 67.00%
1 1/8" with	0.313"	= 61.00%
1 1/4" with	0.250"	= 69.40%
1 1/4" with	0.313"	= 64.00%
1 1/2" with	0.313"	= 68.50%
1 1/2" with	0.375"	= 64.00%
1 3/4" with	0.375"	= 67.80%
2" with	0.375"	= 70.90%
2 1/2" with	0.375"	= 75.60%
2 1/2" with	0.500"	= 69.40%
3" with	0.500"	= 73.50%
4" with	0.500"	= 79.00%

WIRE DIAMETER?
 _____ INCH

OPENING SIZE?
 _____ X _____
 Length Width

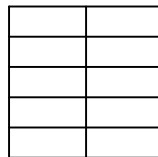
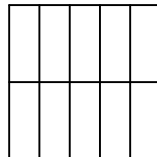
SCREEN OPENING?

 Square

 Slotted Rectangle

WITH FLOW

AGAINST FLOW




OR


 MAKE & MODEL?




A - Hooked Edge Bent 45°



B - Hooked Edge w/ Metal Shroud



C - Welded Edge Wire



D - Welded Hook 45°



E - Folded U-hook



F - Welded U-hook



G - Welded Plate 90°