

Please provide as much info as possible. Also, corresponds with the on-line order form.

# Blade Order Guide

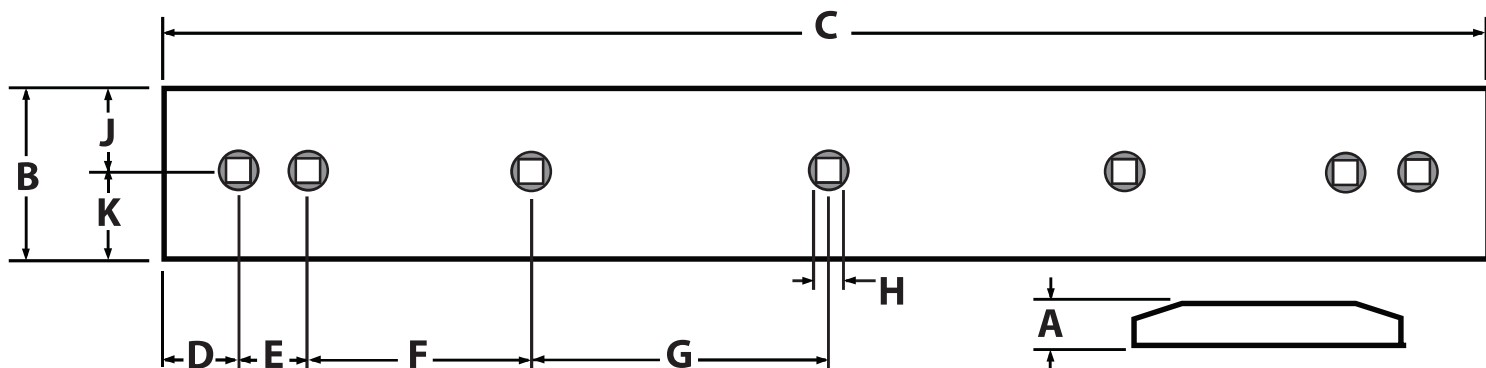
Return Fax To: \_\_\_\_\_

Name: \_\_\_\_\_ Company: \_\_\_\_\_

Address: \_\_\_\_\_ City: \_\_\_\_\_ State: \_\_\_\_\_

Phone Number: \_\_\_\_\_ Fax: \_\_\_\_\_ E-mail: \_\_\_\_\_ Zip: \_\_\_\_\_

Machine Make & Model: \_\_\_\_\_ Part Needed: \_\_\_\_\_



A. Thickness: \_\_\_\_\_ B. Width: \_\_\_\_\_ C. Length: \_\_\_\_\_

D. Distance to Center of Hole: \_\_\_\_\_ E. Centers from hole #1 to #2: \_\_\_\_\_

F. Centers from hole #2 to #3: \_\_\_\_\_ G. Centers from hole #3 to #4: \_\_\_\_\_

J. Distance from bolt holes to top of blade: \_\_\_\_\_

K. Distance from bolt holes to bottom of blade: \_\_\_\_\_

H. Bolt Size: \_\_\_\_\_ Number of Holes: \_\_\_\_\_

Type of Countersinking: \_\_\_\_\_



NONE



FRONT




BACK




BOTH SIDES

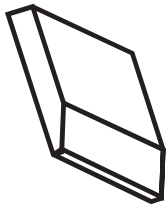
Type of Cross Section: \_\_\_\_\_




CURVED  
DOUBLE  
BEVEL



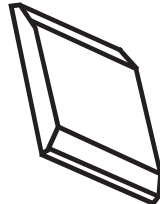
CURVED  
SINGLE  
BEVEL



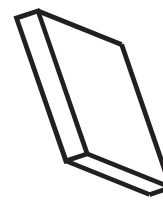
SINGLE  
BEVEL



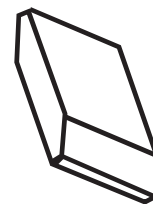
OPPOSITE  
BEVEL  
DOZER



OPPOSITE  
BEVEL  
LOADER



SQUARE  
EDGE



PARALLEL  
BEVEL

Serrated Blade? \_\_\_\_\_



NONE



SINGLE



DOUBLE